



1 Door Tall Unit

IMPORTANT

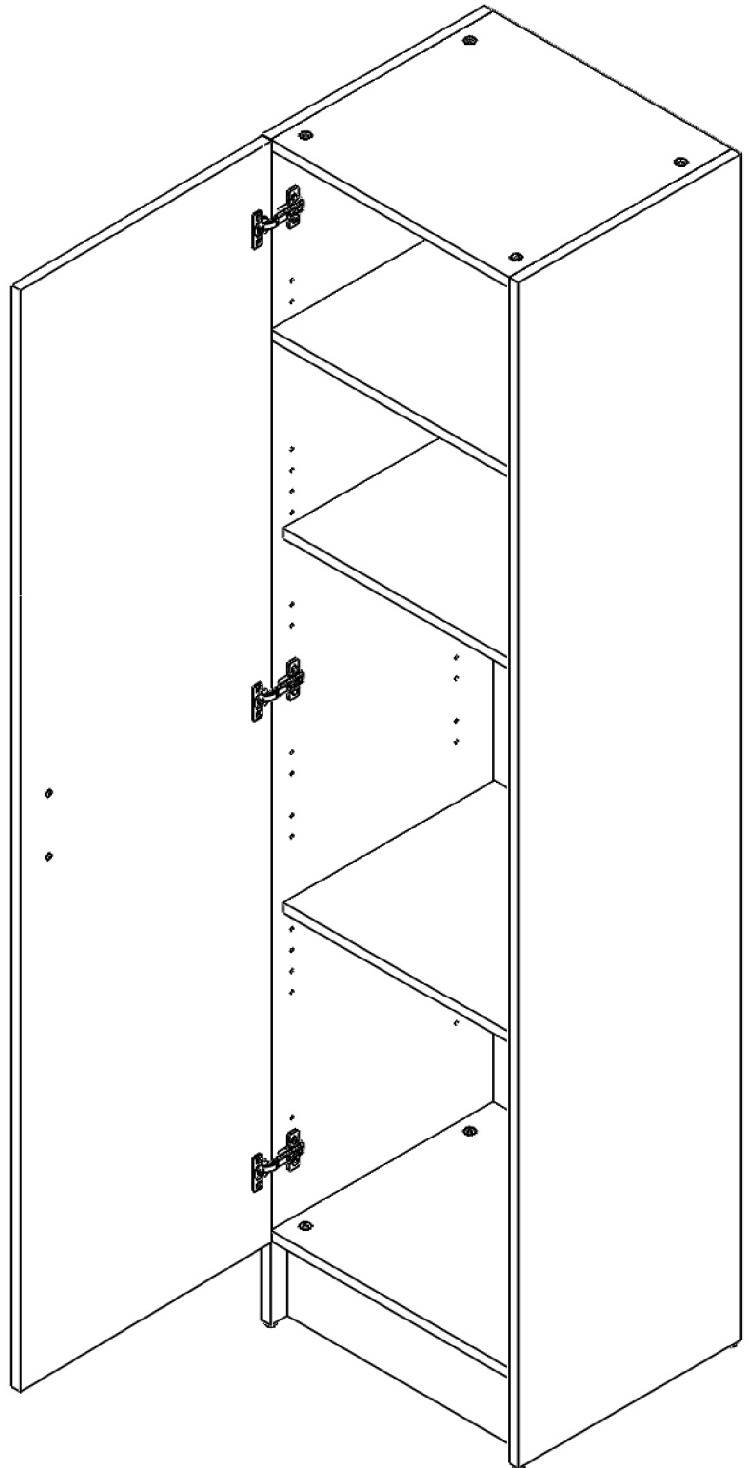
Before Commencing Assembly:

- Read all instructions COMPLETELY
- Ensure all listed parts are present
If any parts are missing from Parts List 1, please contact 1800 822 823.
- If any parts are missing from Parts List 2, please Contact HAFELE, Australia at 1300 559 387.
- Ensure you have the required tools to complete the assembly
(Philips Head Screwdriver, Hammer & Wood Glue)

CAUTION

- Ensure your work surface is solid, level, clean and flat (DO NOT WORK ON CARPET)
- Ensure ALL melamine edges are facing as described in the Assembly Instructions.

IF YOU NEED TO CONTACT US WITH REGARD TO THIS PRODUCT PLEASE CALL **1800 822 823** AND QUOTE THE BATCH NUMBER SHOWN ON THE CARTON.



WARNING: Contains small parts, keep out of reach of children.

615 Goodwood Road, Panorama SA 5041
PO Box 18 Melrose Park SA 5039
Telephone: 1800 822 823, Fax: (08) 8460 0009
Email: furniture@bedfordgroup.com.au
www.bedfordgroup.com.au



Quality
ISO 9001

SAI GLOBAL

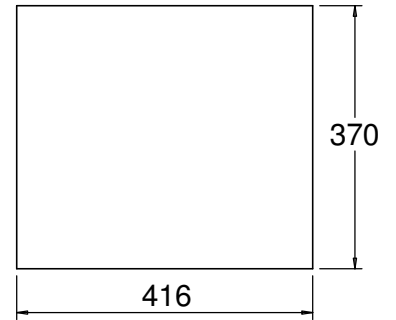
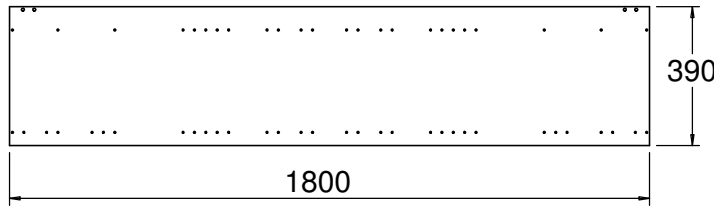
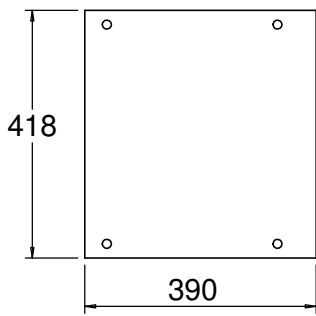


AUSTRALIAN MADE

Practical, Adaptable, Affordable.

READY TO ASSEMBLE HOME STORAGE SOLUTIONS

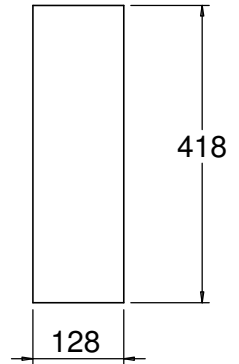
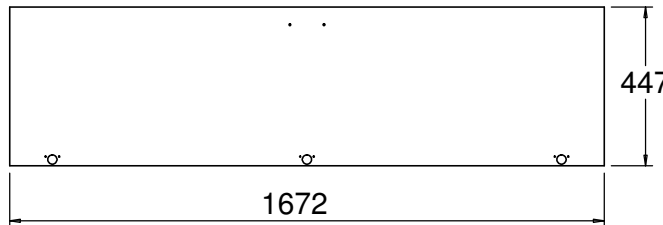
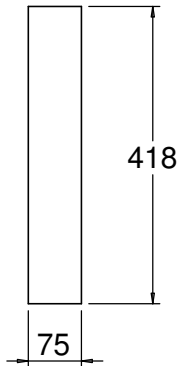
Parts List 1
1 Door Tall Unit



Part No.	Description	Qty.
1	Top/Fix Shelf/Bottom	3

Part No.	Description	Qty.
2	Cabinet End Panel	2


Part No.	Description	Qty.
3	Adjustable Shelf	2



Part No.	Description	Qty.
4	Top Back Rail	1


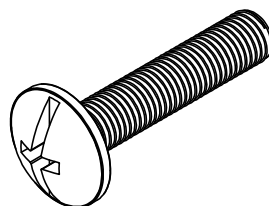
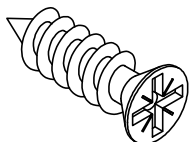
Part No.	Description	Qty.
5	Door	1

Part No.	Description	Qty.
6	Toe Rail	1



Part No.	Description	Qty.
7	Back	1

Parts List 2
1 Door Tall Unit



Part No.	Description	Qty.
8	Hinge Screws (15mm)	6

Part No.	Description	Qty.
9	Handle Screws	2

Part No.	Description	Qty.
10	Handle	1

