



2 Door Base Unit

IMPORTANT

Before Commencing Assembly:

- Read all instructions **COMPLETELY**
- Ensure all listed parts are present
If any parts are missing from Parts List 1, please contact 1800 822 823.

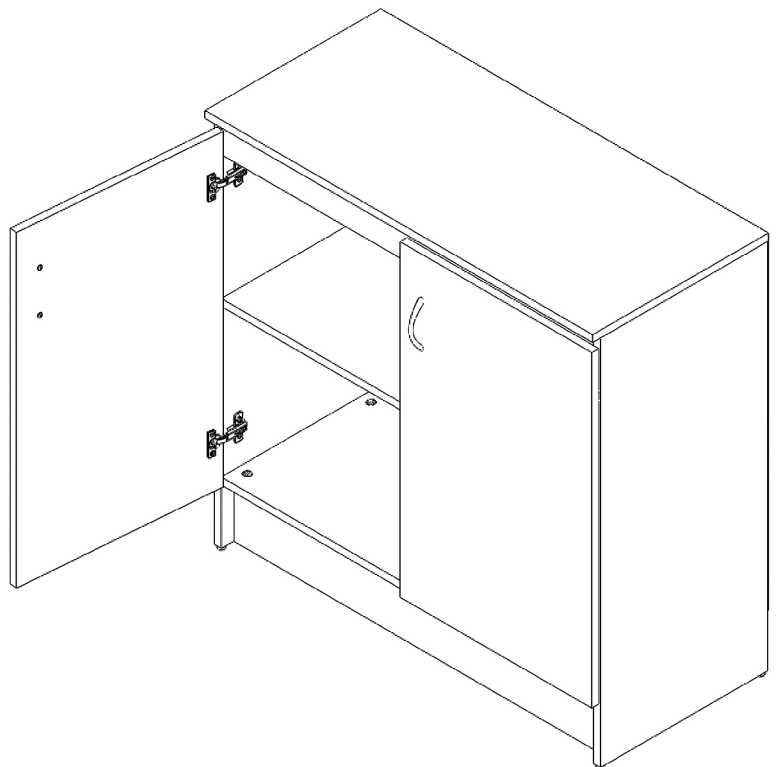
If any parts are missing from Parts List 2, please Contact HAFELE, Australia at 1300 559 387.

- Ensure you have the required tools to complete the assembly
(*Phillips Head Screwdriver, Hammer & Wood Glue*)

CAUTION

- Ensure your work surface is solid, level, clean and flat (**DO NOT WORK ON CARPET**)
- Ensure ALL melamine edges are facing as described in the Assembly Instructions.

IF YOU NEED TO CONTACT US WITH REGARD TO THIS PRODUCT PLEASE CALL **1800 822 823** AND QUOTE THE BATCH NUMBER SHOWN ON THE CARTON.



WARNING: Contains small parts, keep out of reach of children.

615 Goodwood Road, Panorama SA 5041
PO Box 18 Melrose Park SA 5039
Telephone: 1800 822 823, Fax: (08) 8460 0009
Email: furniture@bedfordgroup.com.au
www.bedfordgroup.com.au



Quality
ISO 9001

SAI GLOBAL



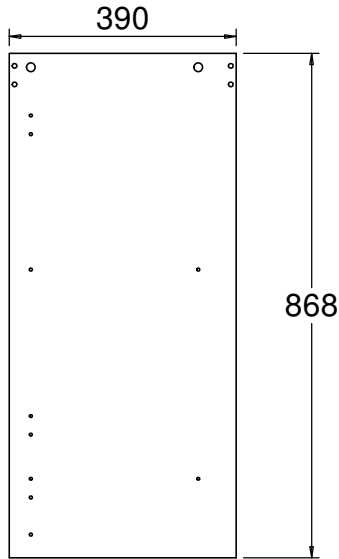
AUSTRALIAN MADE

Practical, Adaptable, Affordable.

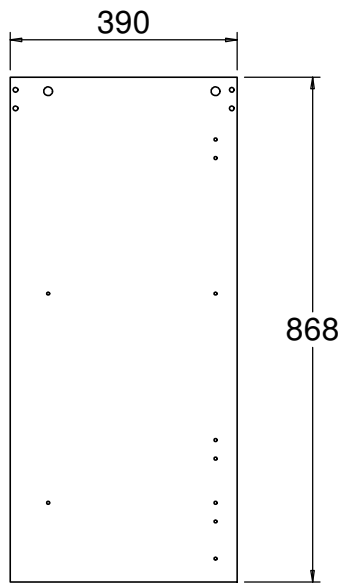
READY TO ASSEMBLE HOME STORAGE SOLUTIONS

Parts List 1

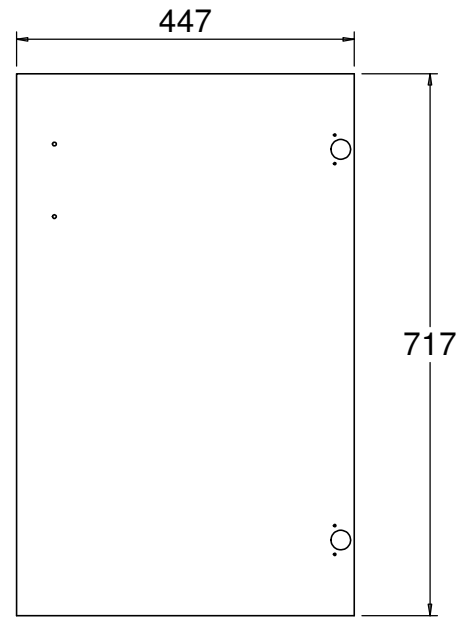
2 Door Base Unit



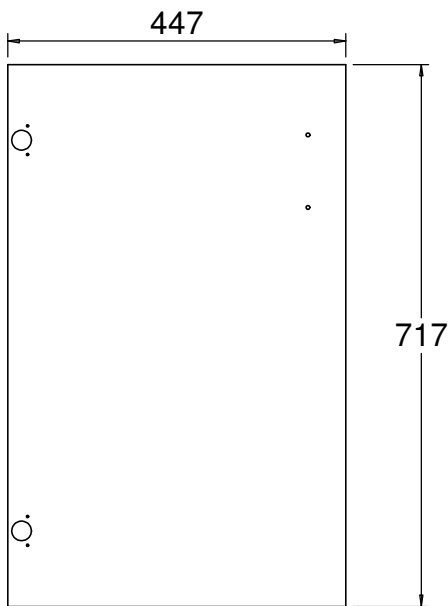
Part No.	Description	Qty.
1	LH Cabinet End	1




Part No.	Description	Qty.
2	RH Cabinet End	1



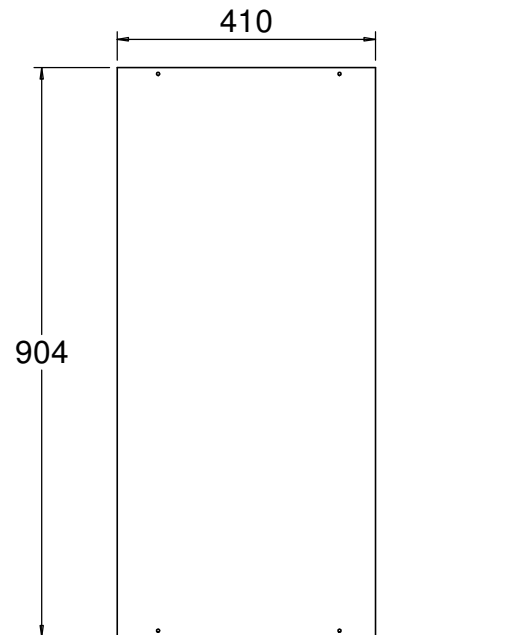
Part No.	Description	Qty.
3	LH Door	1




Part No.	Description	Qty.
4	RH Door	1




Part No.	Description	Qty.
5	Back	2



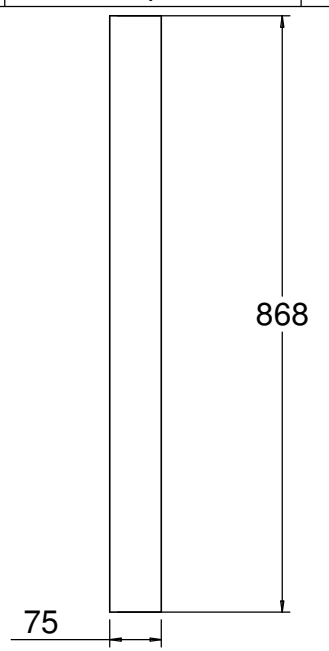
Part No.	Description	Qty.
6	Top	1



Part No.	Description	Qty.
7	Fix Shelf/Bottom	2



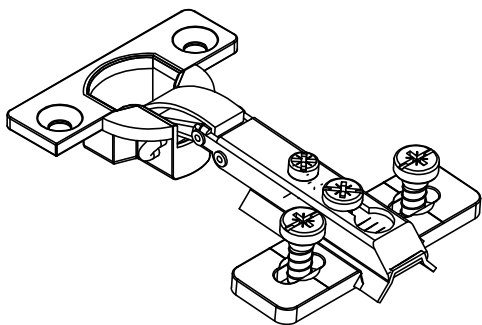
Part No.	Description	Qty.
8	Toe Rail	1



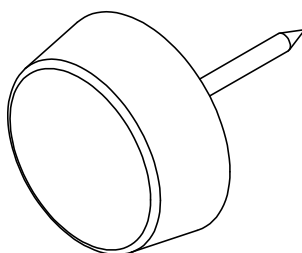
Part No.	Description	Qty.
9	Top Rail	2

Parts List 2

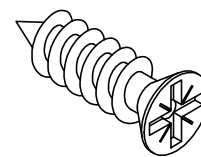
2 Door Base Unit



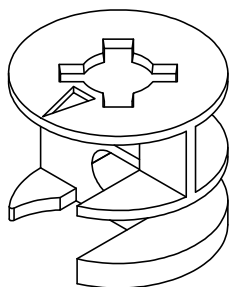
Part No.	Description	Qty.
10	Hinge	4



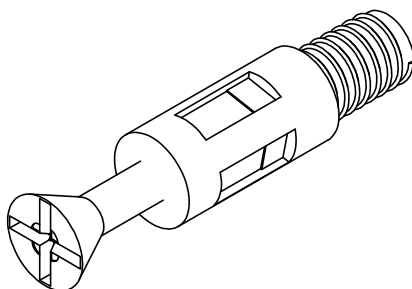
Part No.	Description	Qty.
11	Glides	4



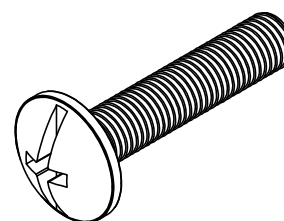
Part No.	Description	Qty.
12	Hinge Screw (15mm)	8




Part No.	Description	Qty.
13	Screw Cams	12



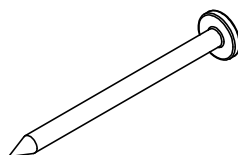
Part No.	Description	Qty.
14	Hardware Pin	12



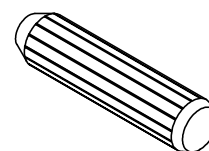
Part No.	Description	Qty.
15	Handle Screw (20mm)	4



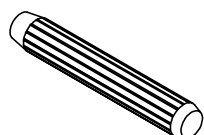
Part No.	Description	Qty.
16	Handle	2



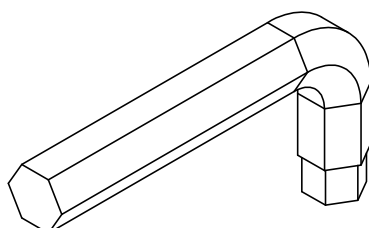
Part No.	Description	Qty.
17	Nails	50



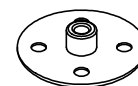
Part No.	Description	Qty.
18	Large Wooden Dowel	8



Part No.	Description	Qty.
19	Small Wooden Dowel	4



Part No.	Description	Qty.
20	Allen key (4mm)	1



Part No.	Description	Qty.
21	Cover Caps	4

